

# Exterior Panel Systems

By American Architectural Millwork

EXCLUSIVELY DISTRIBUTED BY

**DUNDAS✦  
MATHESON**  
ARCHITECTURAL PRODUCTS





# Exterior Panel Systems: Face Fasteners

EPS Face Fastened Cladding comprises a powder coated aluminum frame with CompactWood® or Phenolic panels and color matched face fasteners. Advantages of using Compact/Phenolic or CompactWood® panels are:


- Weatherproof, lightfast and mechanically sturdy
- Non corrosive
- Hi-Impact Surface
- Easily machined, will not splinter, easy to clean
- Environmentally friendly, has excellent fire performance
- Anti-static and resistant to termites
- Available in a wide range of colors and designs



# Exterior Panel Systems: Concealed Fasteners

EPS Concealed Fastened Cladding comprises a mill finish aluminum frame with CompactWood® or Phenolic panels and proprietary fastening clips attached to the rear of the panels.

- Weatherproof, lightfast and mechanically sturdy
- Non corrosive
- Hi-Impact Surface
- Easily machined, will not splinter, easy to clean
- Environmentally friendly, has excellent fire performance
- Anti-static and resistant to termites
- Available in a wide range of colors and designs






# CompactWood® & Phenolic


CompactWood® is real, natural wood encapsulated within an exterior grade melamine coated phenolic sheet. The beautiful lustre and texture of natural wood is combined with tough and durable melamine overlayer and phenolic backer to provide the most durable natural wood solution ever created.

It is class 'A' Fire Rated self supporting sheet that is incredibly durable. Resistant to high impact, harsh chemicals, moisture and humidity to a degree never before achieved, CompactWood® can even withstand 48 hours in boiling water without delaminating.


Solid Phenolic panels by AAM are available in hundreds of color and finish options and are perhaps the most robust panel product available. Suitable for use in interior and exterior conditions, phenolic panels provide high impact resistance and are waterproof, weather proof and chemical resistant.



Anigre QC  
CW-QCANI-M-0410-12



Japanese Ash QC Recon  
CW-QCJAS-M-0410-12




Cherry, American FC  
CW-FCCHE-M-0410-12




Eucalyptus QC



Fir QC Recon  
CW-FCCHE-M-0410-12




Maple FC  
CW-FCMAP-M-0410-12




White Oak (Rift Cut)  
CW-RIWHO-M-0410-12




Paldao QC  
CW-QCPAL-M-0410-12




East Indian Rosewood FC  
CW-FCEIR-M-0410-12




Walnut FC




Walnut QC  
CW-QCWAL-M-0410-12




Wenge QC  
CW-QCWEN-M-0410-12




Cherry, American QC  
CW-QCCHE-M-0410-12




Ebony QC Recon  
CW-QCREB-M-0410-12




Maple QC  
CW-QCMAP-M-0410-12



Red Oak (Rift Cut)  
CW-RIREO-M-0410-12



Sapele QC  
CW-QCSAP-M-0410-12



Teak FC  
CW-FCTEA-M-0410-12













EXCLUSIVELY DISTRIBUTED BY

**DUNDAS  
MATHESON**  
ARCHITECTURAL PRODUCTS

CSR@DUNDASMATHESON.COM 1-888-316-2122  
DUNDASMATHESON.COM

Info@millworkusa.com

844.307.9571

2825 Commerce Parkway

North Port, Florida 34289