



VE SERIES RESTROOMS

By American Architectural Millwork

DUNDAS 
MATHESON
ARCHITECTURAL PRODUCTS

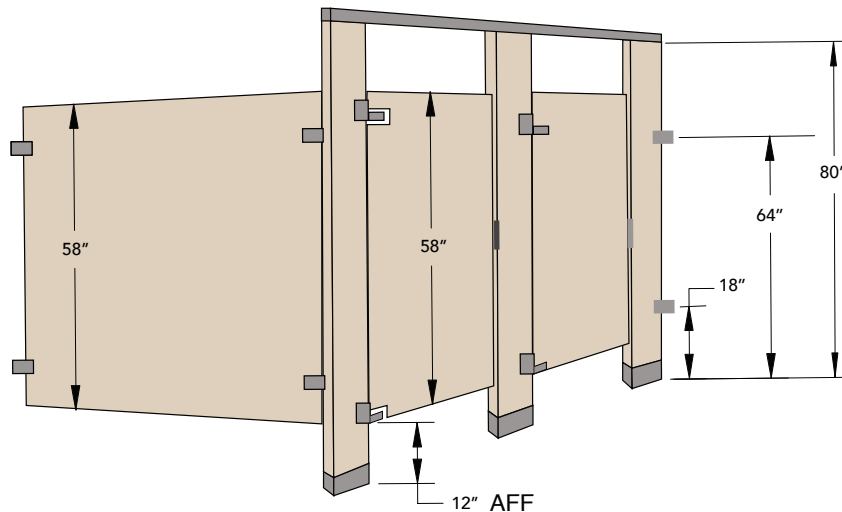
CSR@DUNDASMATHESON.COM 1-888-316-2122
DUNDASMATHESON.COM



VE SERIES

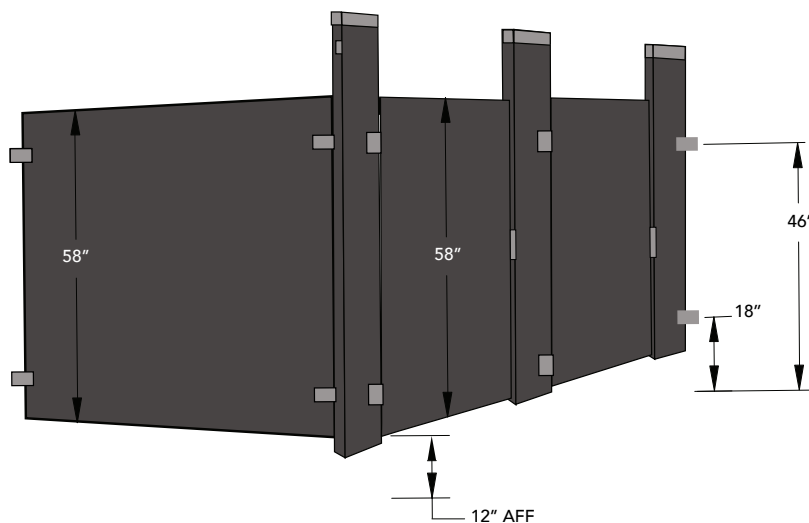
Cubiform VE Restrooms offer a washroom experience for high quality commercial applications. Beautifully simple in it's modular design, the Cubiform VE Restroom is unsurpassed in both quality and integrity.

Configurations & Dimensions



Overhead Braced

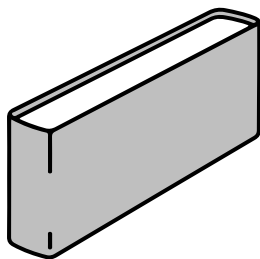
This economical and sturdy mounting style installs just about anywhere. An anodized aluminum anti-grip head rail secures partitions firmly to the walls.




Ceiling Hung

When used together with wall-hung fixtures, the entire floor is accessible for efficient cleaning. Structural steel ceiling supports are necessary to assure proper installation.

Hardware

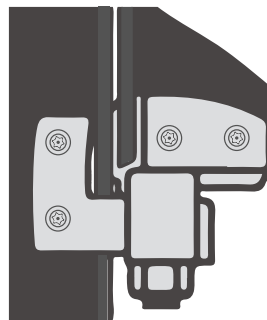


One-piece stainless steel, type 304, with #4 satin finish trim shoes are hemmed top and bottom for rigidity and sleek appearance.

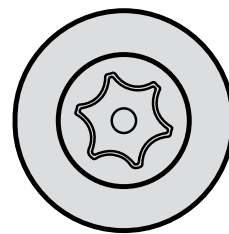


Heavy-duty 5/16" diameter mounting studs adjust height and level pilasters by turning the locknut adjusters.

For use with stainless steel shoe.




Rugged, attractive wrap-around hinge. Extra strong for heavy-duty installations.




Special driver installs fasteners which virtually eliminates unauthorized removal and ensures easy installation.

Quick Ship



VANILLA
AAM1017



CAFE
AAM1024




STRATUS
AAM1026




MODERN CONCRETE
AAM1056




GREY OAK
AAM1110



POLAR WHITE
AAM1018



DARK LARCH
AAM1115



TUSCAN WALNUT
AAM1122



OLIVE
AAM1127



LEAD
AAM1175



Warranty

The following AAM products are warranted to be free from defects in workmanship and material under normal usage from the date of purchase for the periods set forth below. (Rust and discoloration to stainless steel parts resulting from exposure to harsh environmental and/or chemical conditions are not considered to be defects in workmanship or material and there is no expressed or implied warranty for such condition.)

The following toilet partition panels, doors and stiles are warranted against breakage, corrosion, delaminating and defects in workmanship from the date of purchase for the periods set forth (this limited warranty is conditioned on the toilet partitions being properly installed, used and serviced).

DUNDAS 
MATHESON
ARCHITECTURAL PRODUCTS

CSR@DUNDASMATHESON.COM 1-888-316-2122
DUNDASMATHESON.COM

millworkusa.com
Info@millworkusa.com
844.307.9571
2825 Commerce Parkway
North Port, Florida 34289